


Nevada Wildlife Commission



Interim: 2011 Big Game Draw Report by Systems Consultants

Reno, Nevada – September 23, 2011



Interim: 2011 Big Game Draw Report Agenda



Our Agenda ...

- Big Game Draw 2011 - Interim Stats
- Web Applications
- PIW Applications
- Resident – Non-resident combined hunt
- Client Demographics
- Junior Hunt
- Bear Hunt
- Bonus Points
- Multiple Species Applications
- Return Tags
- Our Problems ... and Solutions ...
- Accomplishments



Interim: 2011 Big Game Draw Report Agenda



Our Agenda ...

- **Big Game Draw 2011 - Interim Stats**
- Web Applications
- PIW Applications
- Resident – Non-resident combined hunt
- Client Demographics
- Junior Hunt
- Bear Hunt
- Bonus Points
- Multiple Species Applications
- Return Tags
- Our Problems ... and Solutions ...
- Accomplishments



Interim: 2011 Big Game Draw Report

Big Game Draws – 2011 Interim Results



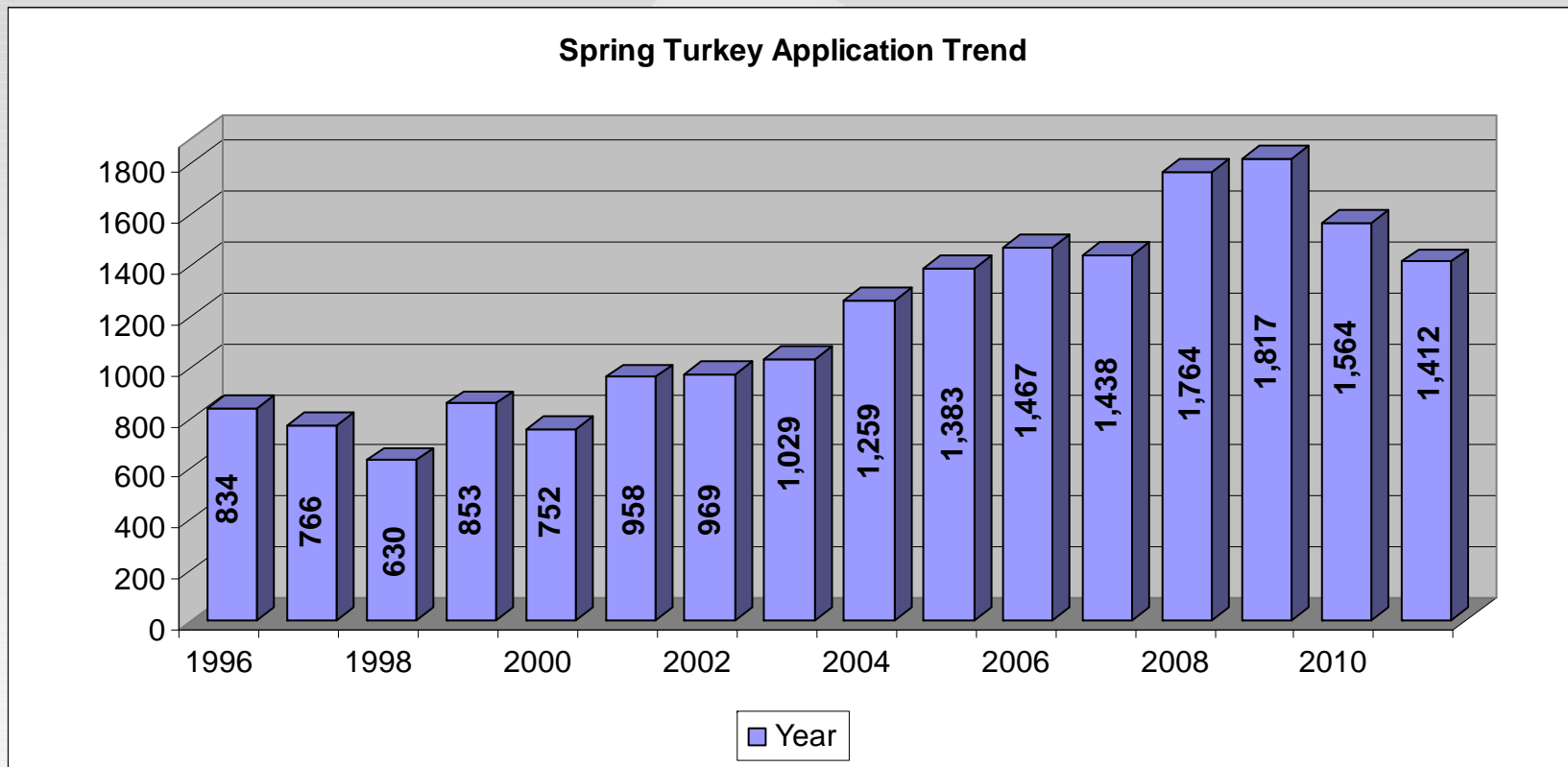
	Spring Turkey	NR Guided	Main Draw	Remaining Draw	Bear
Deadline Date	2/15/2011	3/11/2011	4/18/2011	6/28/2011	5/13/2011
Total Applications	1,412	816	156,658	991	1,287
Total PIW	n/a	n/a	18,937	n/a	n/a
Total Silver State	n/a	n/a	14,019	n/a	n/a
Reject Letters	n/a	n/a	502	n/a	n/a
Final Rejects	2	9	111	3	0
Paid In	\$24,248	\$250,843	\$7,441,232	\$26,138	\$23,595
Refunds	\$901	\$36,734	\$473,192	\$106	\$0
OGT Donations	\$152	\$240	\$16,957	\$128	\$216
Predator Donations	\$108	\$345	\$12,232	\$123	\$200
Tag Fees	\$3,280	\$95,308	\$1,732,169	\$7,550	\$5,165
PIW Tag Fees	n/a	n/a	\$2,400	n/a	n/a
Depredation Fees	n/a	n/a	\$154,955	\$930	n/a
Application Fees	\$14,120	\$8,160	\$1,566,580	\$9,910	\$12,870
Predator Mgmt Fees	\$3,912	\$2,472	\$422,292	\$2,406	\$3,519
Tags Issued	155	315	22,359	138	45
Res Tag Licenses Sold	1	n/a	1,719	12	2
Res Std Alone Licenses Sold	35	n/a	12,773	38	15
NR Tag Licenses Sold	1	142	194	1	1
NR Std Alone Licenses Sold	2	608	13,155	20	5
PIW Donations	n/a	n/a	\$158,190	n/a	n/a
Lion Tags Sold	n/a	8	2,644	10	15



Interim: 2011 Big Game Draw Report



Spring Turkey Draw - 2011 Interim Results

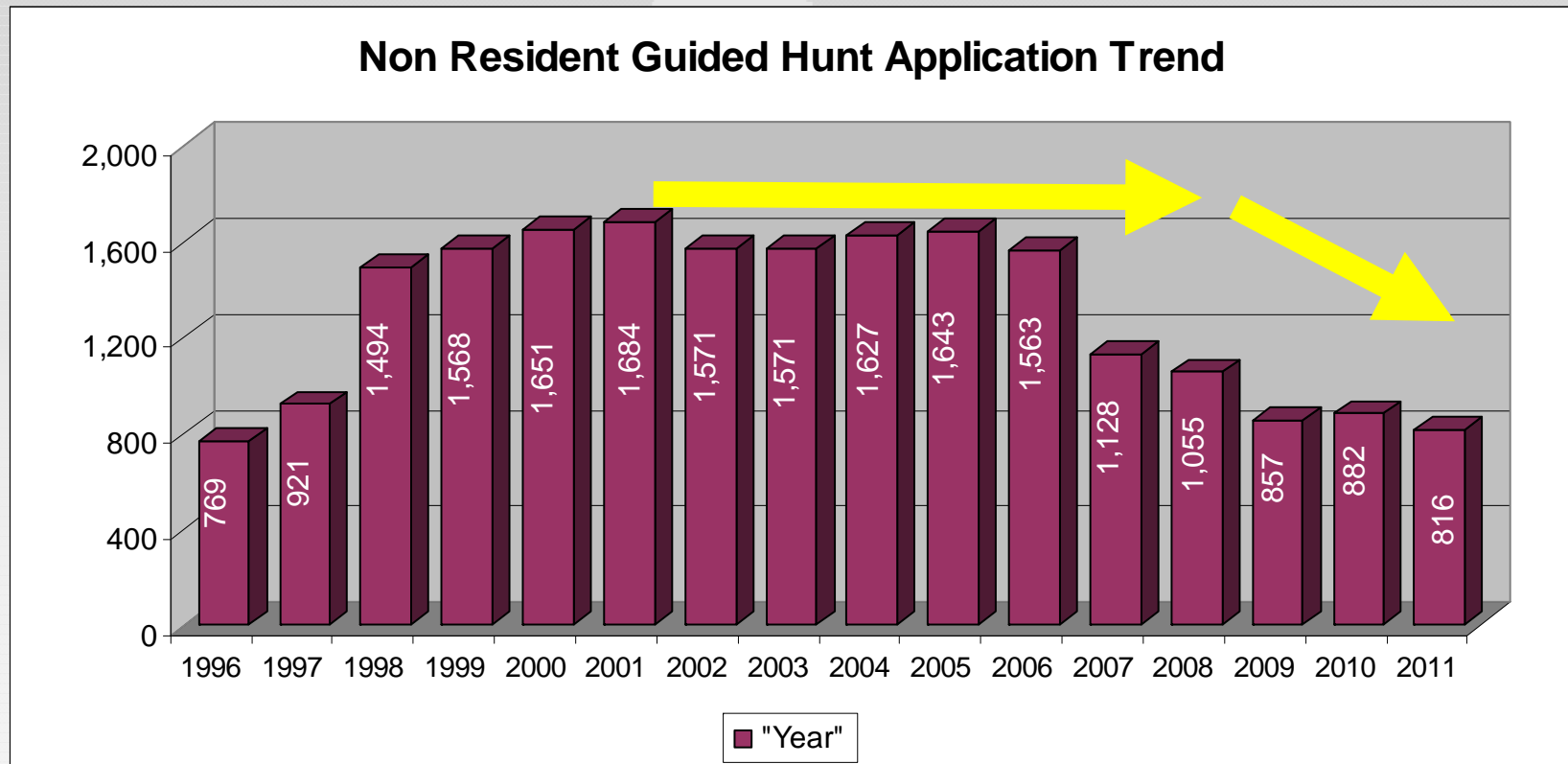




Interim: 2011 Big Game Draw Report



Non Resident Guided Draw - 2011 Interim Results

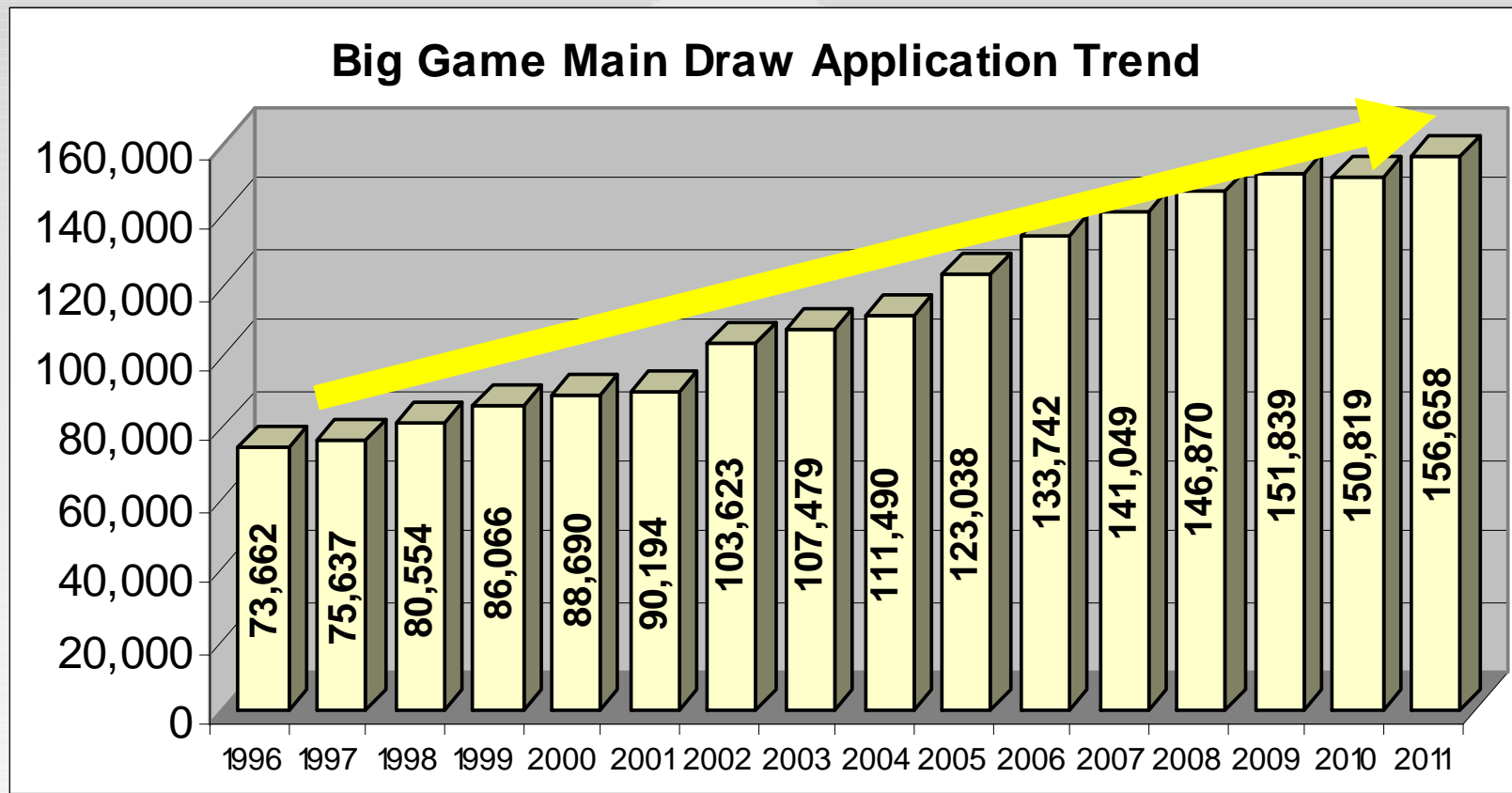




Interim: 2011 Big Game Draw Report



Big Game Draw - 2011 Interim Results





Interim: 2011 Big Game Draw Report



More applications from 900 more Clients

Year	Clients	Apps	Client
2002	53,144	103,623	1.95
2003	50,265	107,479	2.14
2004	49,577	111,490	2.25
2005	49,894	123,038	2.47
2006	52,360	133,742	2.55
2007	52,878	141,049	2.67
2008	53,690	146,870	2.74
2009	54,354	151,839	2.79
2010	54,923	150,819	2.75
2011	55,828	156,658	2.81



Interim: 2011 Big Game Draw Report



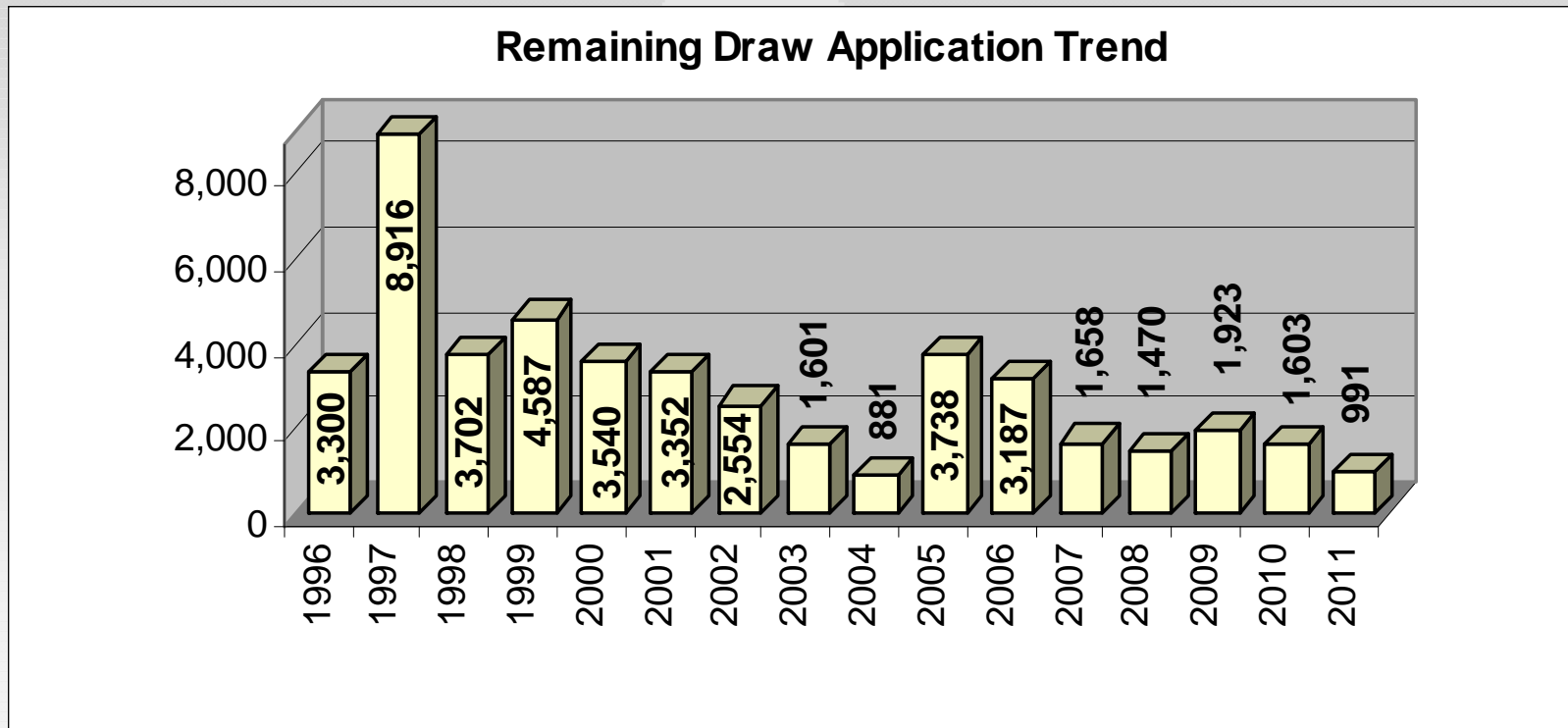
	2005	2006	2007	2008	2009	2010	2011
Error	Errors	Errors	Errors	Errors	Errors	Errors	Errors
No Valid Hunter Choice	117	161	97	67	36	40	21
Money Short	166	298	205	102	52	65	38
Multiple Applications/Species	153	170	170	106	85	93	16
Late Application	248	102	216	116	62	60	29
Returned Check	18	30	8	8	2	1	1
No Proof of Hunter Education	6	16	7	7	4	6	2
Invalid License Class or Number	25	95	66	38	13	7	17
No Signature	9	20	15	17	8	5	2
Did Not Return Questionnaire	36	41	25	13	7	26	10
Invalid Date of Birth	0	0	0	0	0	0	0
Applicant Not 12 Years Old	4	24	1	3	1	8	0
Ineligible for Hunt	53	36	38	37	23	18	10
Age Inappropriate for Hunt	5	8	1	6	3	2	1
Hunter Safety Citation Exists	2	3	5	0	0	0	0
Invalid License Year	4	0	0	0	0	0	0
No State Provided	0	4	0	0	0	0	0
No Hunter Choice	1	0	1	0	0	0	0
No Name Provided	0	0	0	0	0	0	0
No City Provided	0	1	0	0	0	0	0
Hunting License Revoked	6	0	6	1	1	1	0
No Guardian Signature	1	1	0	0	1	1	0



Interim: 2011 Big Game Draw Report



Remaining Draw - 2011 Interim Results





Interim: 2011 Big Game Draw Report Agenda



Our Agenda ...

- Big Game Draw 2011 - Interim Stats
- **Web Applications**
- PIW Applications
- Resident – Non-resident combined hunt
- Client Demographics
- Junior Hunt
- Bear Hunt
- Bonus Points
- Multiple Species Applications
- Return Tags
- Our Problems ... and Solutions ...
- Accomplishments



Interim: 2011 Big Game Draw Report Big Game Draws –Web Applications



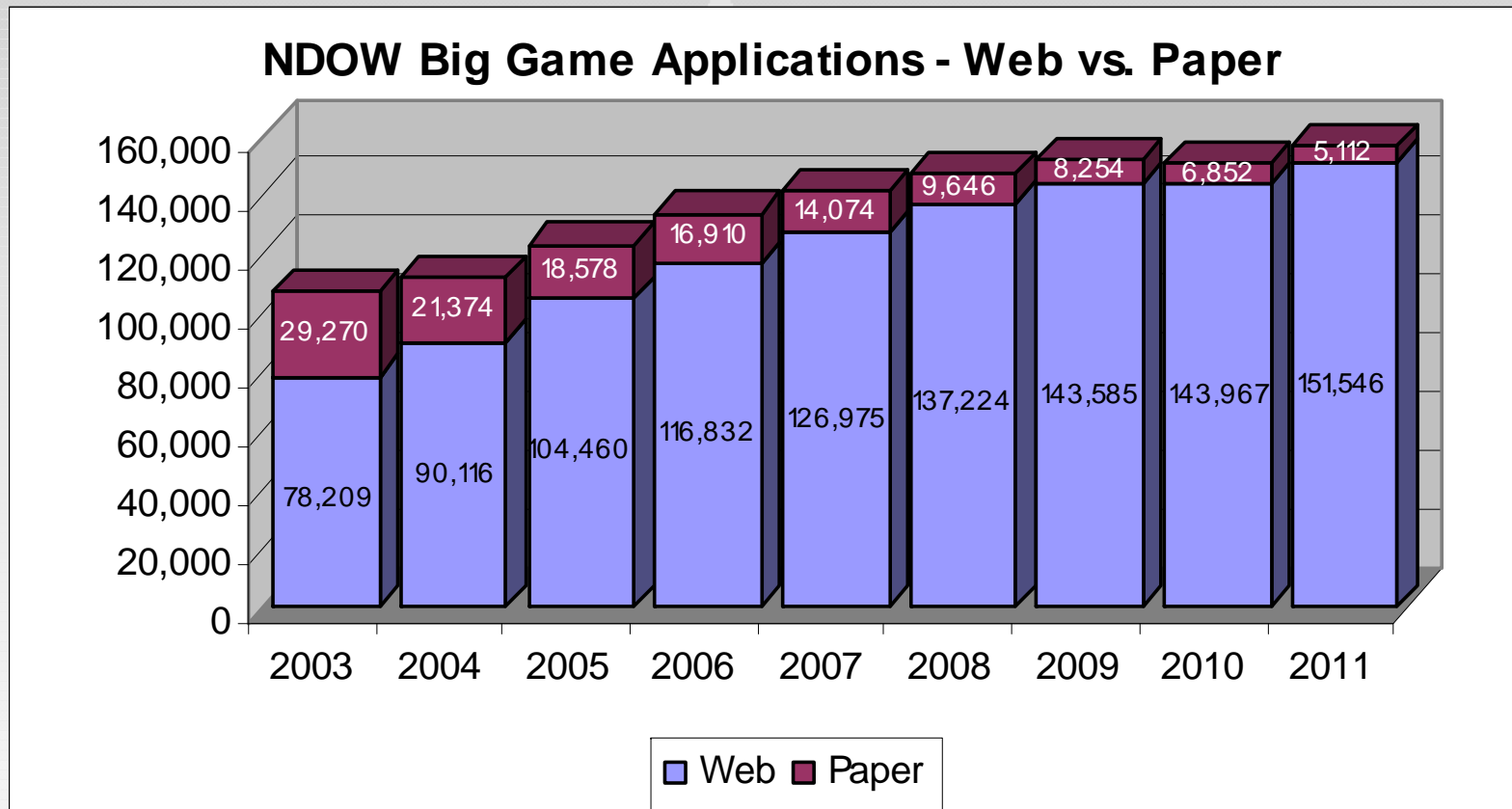
----- 2011 -----				
Source	Clients	Web Appls	Paper Appls	Total Appls
Web Only	52,895	151,189	-	151,189
Paper Only	2,749	-	4,879	4,879
Both	184	357	233	590
Total	55,828	151,546	5,112	156,658



Interim: 2011 Big Game Draw Report



2011 Big Game Applications Web vs. Paper Counts

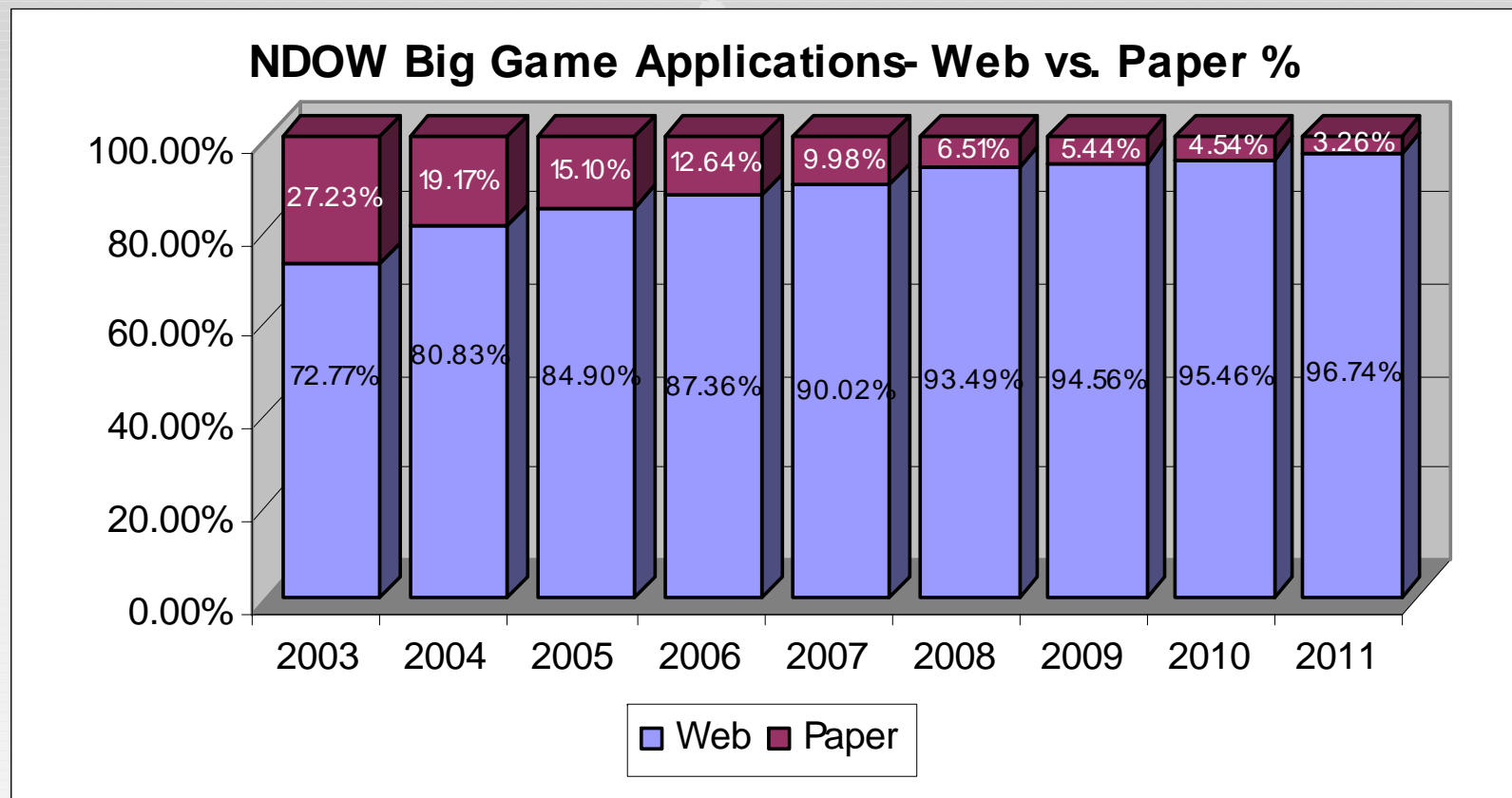




Interim: 2011 Big Game Draw Report



2011 Big Game Applications Web vs. Paper Percent





Interim: 2011 Big Game Draw Report Big Game Draws – Web Applications



Non Resident License Sales

NR License Type	2008	2009	2010	2011
Tag Licenses	\$39,597	\$28,611	\$27,863	\$27,822
Standalone Licenses	\$1,733,437	\$1,756,611	\$1,788,711	\$1,891,191
Totals	\$1,773,034	\$1,785,222	\$1,816,574	\$1,919,013

**Net Gain of
\$102,439**



Interim: 2011 Big Game Draw Report Big Game Draws – Web Applications3



Resident License Sales

Res License Type	2008	2009	2010	2011
Tag Licenses	\$44,389	\$44,728	\$55,108	\$54,630
Standalone Licenses	\$360,620	\$483,379	\$570,621	\$645,609
Totals	\$405,009	\$528,107	\$625,729	\$700,239

**Net Gain of
\$74,510**



Interim: 2011 Big Game Draw Report Big Game Draws – Web Applications



Silver State Applications

Hunt Description	2011 Applications	% Of Clients With An Application*	Applicants Ineligible For Regular Hunt
Mule Deer	5,563	9.9%	NA
Antelope	2,684	4.8%	878
Elk	5,772	10.3%	1,669
Total	14,019		

* Total applications for a Silver State Species / Total applicants applying in Big Game application period



Interim: 2011 Big Game Draw Report Big Game Draws – Web Applications



Silver State Applications By Client

Number of Silver State Applications	Count Of Clients
One Species	3,250
Two Species	2,332
Three Species	2,035



Interim: 2011 Big Game Draw Report Big Game Draws – Web Applications



Withdrawn Applications

Year	Applications Withdrawn	*Applications Submitted After Withdrawal For Same Species
2011	373	316

* Withdrawn applications were matched to applications for the same species regardless of gender with PIW and Silver State applications excluded.



Interim: 2011 Big Game Draw Report Big Game Draws – Web Applications



***Approximate Number of applications submitted in the bonus point only period**

Year	Count Of Applications
2011	2,641

* Applications submitted after 5:00 PM of the deadline day were counted. Beginning in 2012, transaction start times will be recorded with the applications. This will enable the exact number of applications submitted in the bonus point period to be positively identified.



Interim: 2011 Big Game Draw Report Agenda



Our Agenda ...

- Big Game Draw 2011 - Interim Stats
- Web Applications
- **PIW Applications**
- Resident – Non-resident combined hunt
- Client Demographics
- Junior Hunt
- Bear Hunt
- Bonus Points
- Multiple Species Applications
- Return Tags
- Our Problems ... and Solutions ...
- Accomplishments



Interim: 2011 Big Game Draw Report
Big Game Draws – PIW Applications



When it comes to PIW ...



still had a better idea!



Interim: 2011 Big Game Draw Report Big Game Draws – PIW Applications



PIW Applications:

- **Prior to 2001 Fees were:**
 - **Deer \$20**
 - **Big Game ½ Tag Fee**
- **Changed in 2001:**
 - **\$10 for all species**

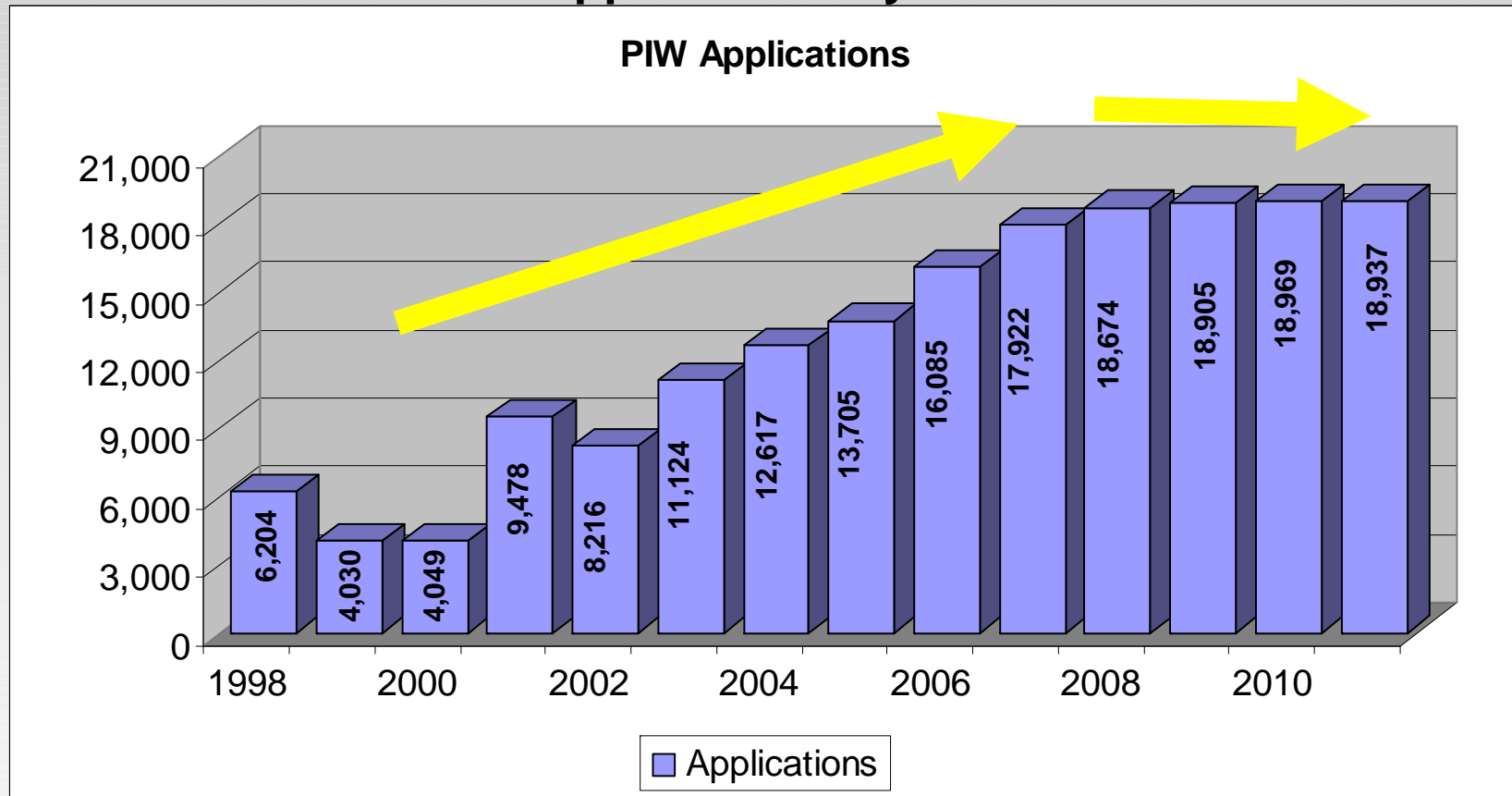


Interim: 2011 Big Game Draw Report

Big Game Draws – PIW Applications



PIW Applications By Year





Interim: 2011 Big Game Draw Report Big Game Draws – PIW Applications



PIW applications remained stable:

- 2007 – 17,922
- 2008 – 18,674
- 2009 – 18,905
- 2010 – 18,969
- 2011 – 18,937

PIW revenues were also stable:

- 2006 – \$131,310
- 2007 – \$145,710
- 2008 – \$154,300
- 2009 – \$158,650
- 2010 – \$156,950
- 2011 – \$158,190



Interim: 2011 Big Game Draw Report Agenda



Our Agenda ...

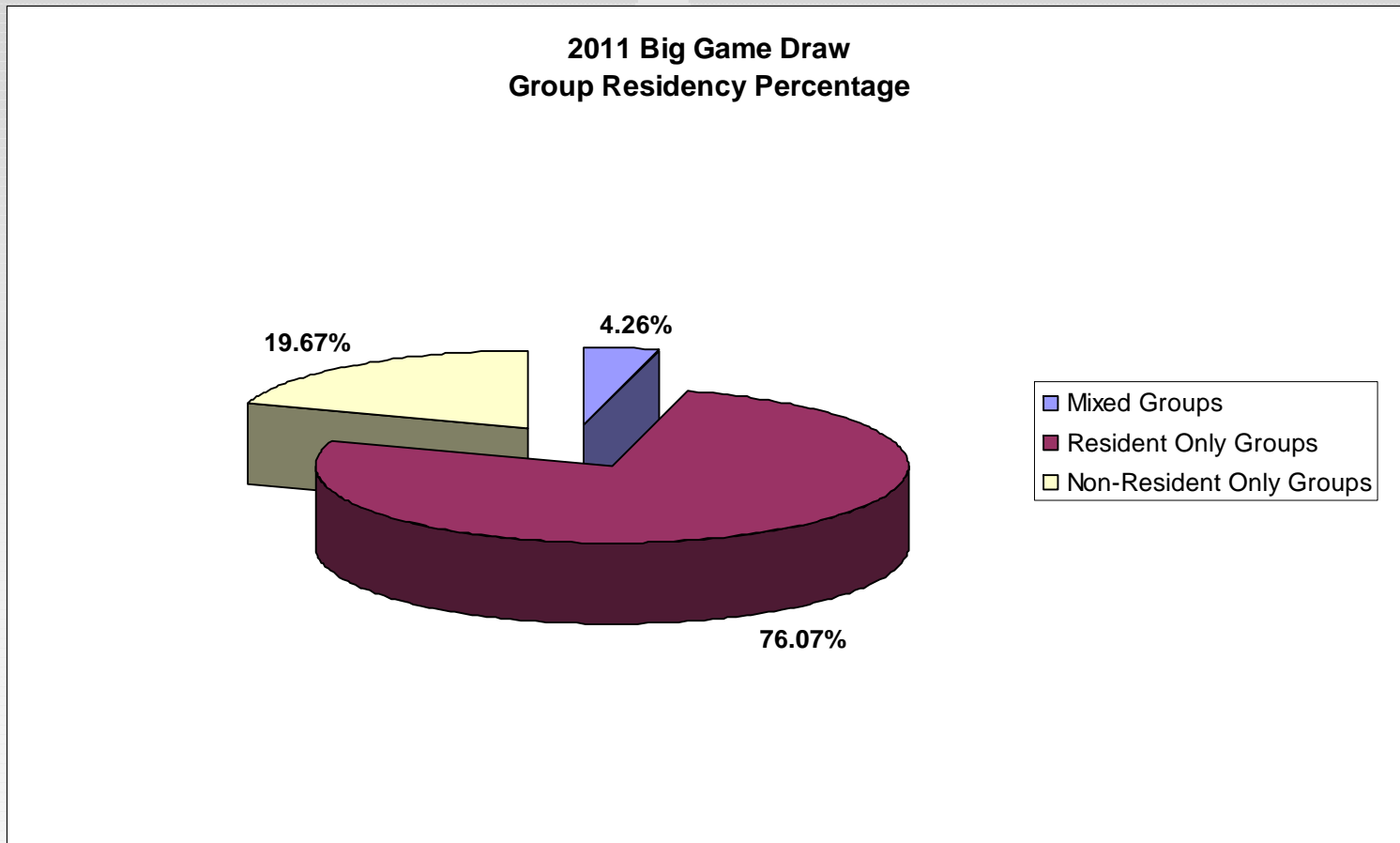
- Big Game Draw 2011 - Interim Stats
- Web Applications
- PIW Applications
- **Resident – Non-resident combined hunt**
- Client Demographics
- Junior Hunt
- Bear Hunt
- Bonus Points
- Multiple Species Applications
- Return Tags
- Our Problems ... and Solutions ...
- Accomplishments



Interim: 2011 Big Game Draw Report Resident – Non-resident Mixed Hunt



Percentage of Mixed Residency Group Applications

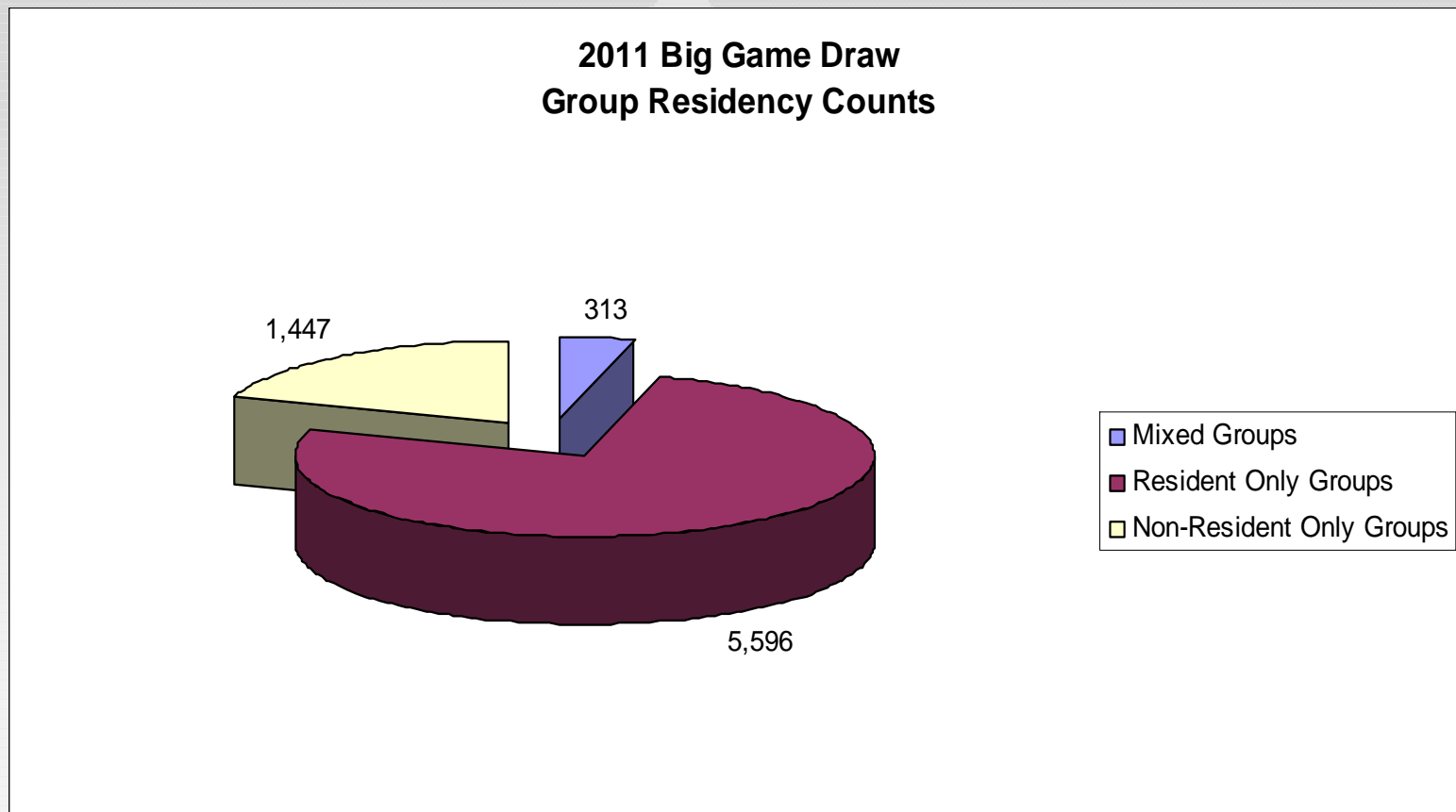




Interim: 2011 Big Game Draw Report Resident – Non-resident Mixed Hunt



Counts of Mixed Residency Group Applications





Interim: 2011 Big Game Draw Report Agenda



Our Agenda ...

- Big Game Draw 2011 - Interim Stats
- Web Applications
- PIW Applications
- Resident – Non-resident combined hunt
- **Client Demographics**
- Junior Hunt
- Bear Hunt
- Bonus Points
- Multiple Species Applications
- Return Tags
- Our Problems ... and Solutions ...
- Accomplishments



Interim: 2011 Big Game Draw Report
Client Demographics - Residency



2011 Applicant Residency:

- **39,587 Residents (70.9%)**
- **16,241 Non-Residents (29.1%)**
- **55,828 Total**



Interim: 2011 Big Game Draw Report
Applicants – Resident vs. Non Resident Percentages



Year	%
2007	29.6%
2008	30.0%
2009	28.7%
2010	28.6%
2011	29.1% ↑



Interim: 2011 Big Game Draw Report Client Demographics - Residency



2011 Nevada Residents By County of Address

State	Address	County	Sportsmen	General Population	% General Population
Nevada		Carson City	1,024	55,274	1.85%
Nevada		Churchill	1,481	24,877	5.95%
Nevada		Clark	10,310	1,951,269	0.53%
Nevada		Douglas	1,627	46,997	3.46%
Nevada		Elko	5,437	48,818	11.14%
Nevada		Esmeralda	40	783	5.11%
Nevada		Eureka	291	1,987	14.65%
Nevada		Humboldt	1,651	16,528	9.99%
Nevada		Lander	798	5,775	13.82%
Nevada		Lincoln	745	5,345	13.94%
Nevada		Lyon	2,119	51,980	4.08%
Nevada		Mineral	230	4,772	4.82%
Nevada		Nye	1,085	43,946	2.47%
Nevada		Pershing	410	6,753	6.07%
Nevada		Storey	220	4,010	5.49%
Nevada		Washoe	10,013	421,407	2.38%
Nevada		White Pine	1,411	10,303	13.70%
Nevada		Unknown	617	n/a	n/a



Interim: 2011 Big Game Draw Report Client Demographics - Residency



2011 Nevada Web Applications by County

State	County	Clients			Percent of clients applying on web
		applying on both Web and Paper	Clients applying on Paper	Clients applying on Web	
NV	Unknown	3	24	590	96.11%
NV	Carson City	1	65	958	93.65%
NV	Churchill	9	109	1,363	92.64%
NV	Clark	56	592	9,662	94.26%
NV	Douglas	7	106	1,514	93.48%
NV	Elko	14	178	5,245	96.73%
NV	Esmeralda	0	3	37	92.50%
NV	Eureka	0	15	276	94.85%
NV	Humboldt	5	87	1,559	94.73%
NV	Lander	2	32	764	95.99%
NV	Lincoln	1	44	700	94.09%
NV	Lyon	11	141	1,967	93.35%
NV	Mineral	3	34	193	85.22%
NV	Nye	5	59	1,021	94.56%
NV	Pershing	9	30	371	92.68%
NV	Storey	1	11	208	95.00%
NV	Washoe	45	554	9,414	94.47%
NV	White Pine	4	80	1,327	94.33%
Other States		8	585	15,726	96.42%
Total:		184	2,749	52,895	95.08%



Interim: 2011 Big Game Draw Report Client Demographics - Residency



2011 Non Residents By State of Address

State	Sportsmen	General Population
California	6,496	37,253,956
Utah	1,770	2,763,885
Oregon	1,168	3,831,074
Idaho	695	1,567,582
Washington	676	6,724,540
Arizona	584	6,392,017
Texas	528	25,145,561
Montana	380	989,415
Colorado	370	5,029,196
Wisconsin	284	5,686,986
Wyoming	283	563,626
All Others	3,085	212,797,700



Interim: 2011 Big Game Draw Report Big Game Draws – Client Demographics



2011 Applicant Age:

Residents	2007	2008	2009	2010	2011
Youngest	12	12	12	12	12
Oldest	93	93	94	95	95
Median Age	43+3m	43+2m	43+1m	42+9m	43+0m

Non Residents	2007	2008	2009	2010	2011
Youngest	12	12	12	12	12
Oldest	92	93	90	91	92
Median Age	49+7m	49+7m	49+4m	49+5m	49+5m



Interim: 2011 Big Game Draw Report Agenda



Our Agenda ...

- Big Game Draw 2011 - Interim Stats
- Web Applications
- PIW Applications
- Resident – Non-resident combined hunt
- Client Demographics
- **Junior Hunt**
- Bear Hunt
- Bonus Points
- Multiple Species Applications
- Return Tags
- Our Problems ... and Solutions ...
- Accomplishments

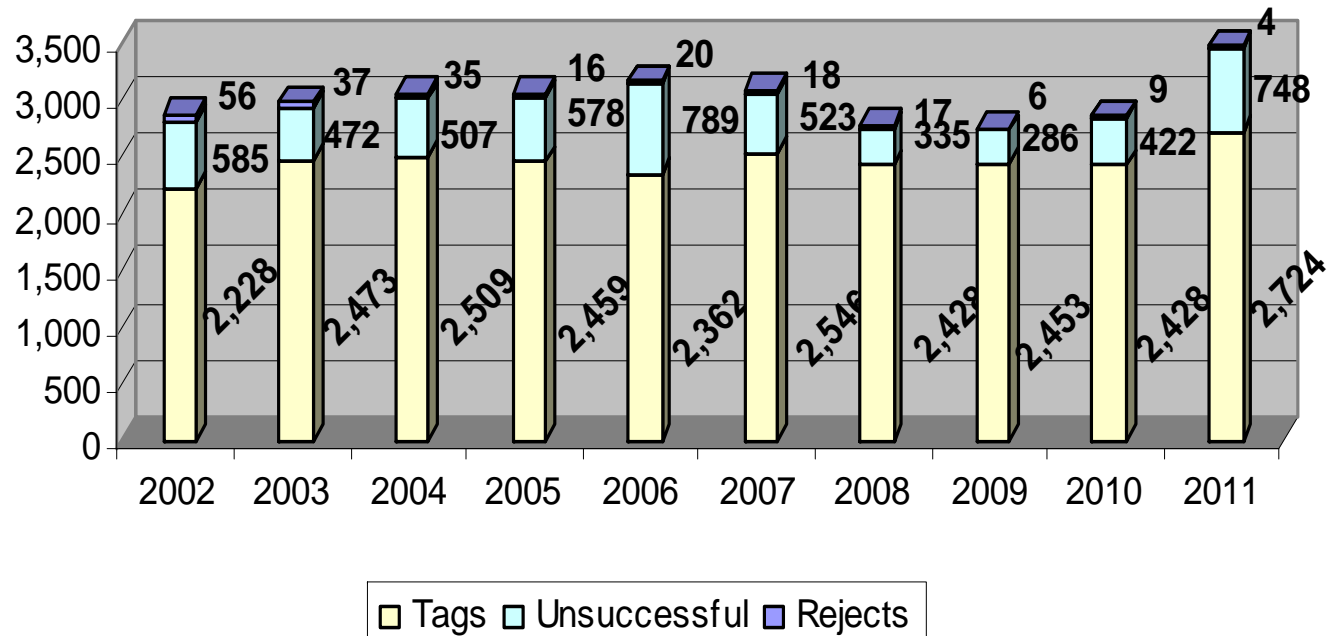


Interim: 2011 Big Game Draw Report



Junior Hunt Applications

1107 Main Draw Applications





Interim: 2011 Big Game Draw Report Agenda



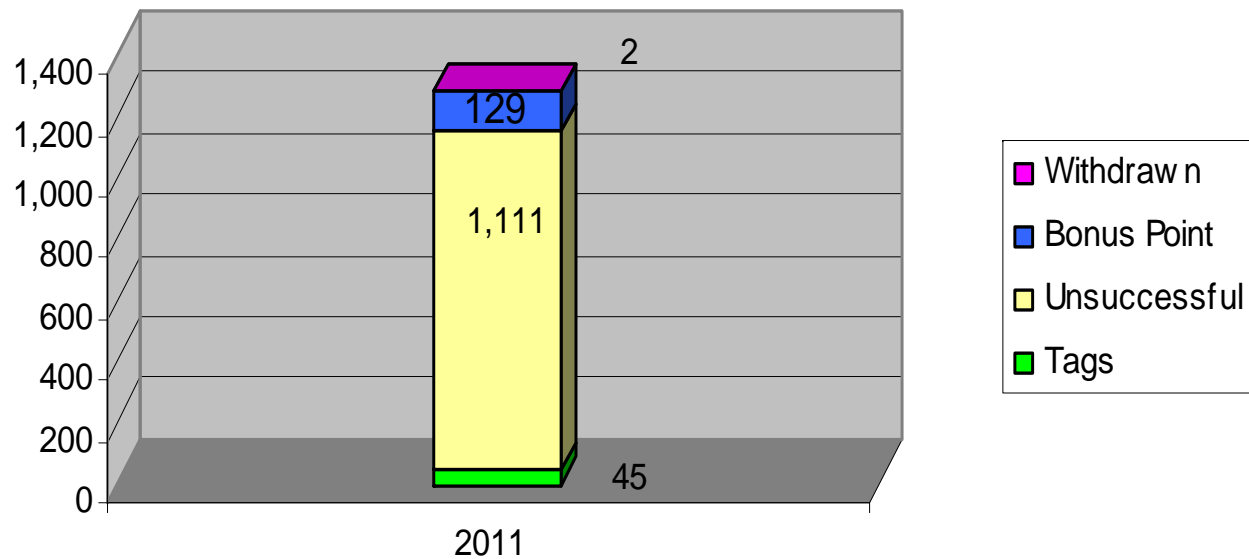
Our Agenda ...

- Big Game Draw 2011 - Interim Stats
- Web Applications
- PIW Applications
- Resident – Non-resident combined hunt
- Client Demographics
- Junior Hunt
- **Bear Hunt**
- Bonus Points
- Multiple Species Applications
- Return Tags
- Our Problems ... and Solutions ...
- Accomplishments



Interim: 2011 Big Game Draw Report

Bear Hunt Applications





Interim: 2011 Big Game Draw Report Bear Hunt Applications



History of sportsmen applying for Bear:

Years Of applications	Applicants	First year on record	Last Year on record
30	1	1978	2011
29	27	1981	2011
28	30	1981	2011
27	41	1981	2011
26	26	1983	2011
25	36	1981	2011
24	73	1983	2011
23	42	1981	2011
22	42	1984	2011
21	43	1985	2011
20	63	1984	2011
19	35	1984	2011
18	43	1988	2011
17	36	1988	2011
16	33	1990	2011
15	48	1987	2011



Interim: 2011 Big Game Draw Report Bear Hunt Applications



History of sportsmen applying for Bear: (continued)

Years Of applications	Applicants	First year on record	Last Year on record
14	44	1986	2011
13	41	1988	2011
12	40	1988	2011
11	50	1988	2011
10	33	1988	2011
9	39	1991	2011
8	36	1988	2011
7	52	1985	2011
6	46	1986	2011
5	51	1989	2011
4	58	1989	2011
3	38	1998	2011
2	66	1988	2011
1	45	1988	2011
0	27	N/A	N/A



Interim: 2011 Big Game Draw Report Bear Hunt Applications



History of sportsmen applying for Bear: (continued)

27 Clients with no previous history in AHS.

- **8 had other license history in NWDS but were new to AHS**
- **19 were new to both AHS and NWDS**



Interim: 2011 Big Game Draw Report Agenda



Our Agenda ...

- Big Game Draw 2011 - Interim Stats
- Web Applications
- PIW Applications
- Resident – Non-resident combined hunt
- Client Demographics
- Junior Hunt
- Bear Hunt
- **Bonus Points**
- Multiple Species Applications
- Return Tags
- Our Problems ... and Solutions ...
- Accomplishments



Interim: 2011 Big Game Draw Report Bonus Points – Resident Trophy Success



Points	Tags	Unsuccessful	Rejected	Withdrawn	% Success
0	322	10550	11	13	2.96%
1	341	6551	2	12	4.94%
2	521	5111	0	2	9.25%
3	521	3614	2	9	12.57%
4	493	2986	0	5	14.15%
5	422	2444	0	6	14.69%
6	282	1925	0	2	12.77%
7	172	1691	1	4	9.21%
8	159	1622	0	2	8.92%
9	151	1443	1	0	9.47%
10	107	869	0	3	10.93%
11	86	722	0	0	10.64%
12	58	551	0	0	9.52%
13	39	428	1	0	8.33%
14	32	366	0	0	8.04%
15	21	376	0	0	5.29%
16	29	474	0	0	5.77%
17	26	245	0	0	9.59%
18	24	313	0	0	7.12%
19	25	309	0	0	7.49%



Interim: 2011 Big Game Draw Report Bonus Points – Non-Resident Trophy Success



Points	Tags	Unsuccessful	Rejected	Withdrawn	% Success
0	25	3767	7	13	0.66%
1	18	2274	0	2	0.78%
2	28	2049	0	4	1.35%
3	35	2167	0	5	1.59%
4	39	1807	0	5	2.11%
5	39	1475	0	2	2.57%
6	46	1427	0	0	3.12%
7	45	1479	2	4	2.94%
8	41	1525	1	4	2.61%
9	33	1135	0	4	2.82%
10	14	499	0	2	2.72%
11	14	416	0	2	3.24%
12	21	352	1	3	5.57%
13	14	283	0	0	4.71%
14	5	175	0	1	2.76%
15	7	154	0	1	4.32%
16	0	118	0	0	0.00%
17	2	75	0	0	2.60%
18	4	76	0	0	5.00%
19	1	91	0	0	1.09%



Interim: 2011 Big Game Draw Report Applying For Bonus Points



Hunt	Description	2009		2010		2011	
		Res	NR	Res	NR	Res	NR
1101	Antlerless Mule Deer Depredation	-	-	1	-	10	-
1107	Either Sex Deer Junior Hunt	11	-	8	-	16	-
1331	Buck Deer Any Legal Weapon	876	3,280	1,019	3,623	1,181	4,286
1181	Doe Deer	19	-	9	-	-	-
2151	Antelope	1,302	2,346	1,581	2,664	1,704	3,110
2181	Antelope Horns Shorter Than Ears	46	-	53	-	55	-
3151	Desert Bighorn	1,666	1,802	1,938	2,003	2,118	2,346
4102	Bull Elk Depredation Hunt	37	-	51	-	84	-
4111	Cow Elk Hunt	329	-	363	-	417	-
4151	Bull Elk Any Legal Weapon	2,335	3,721	2,626	4,105	2,769	4,465
7151	Rocky Mountain Goat	1,197	1,294	1,492	1,455	1,730	1,656
8151	California Bighorn	1,455	1,688	1,671	1,870	1,901	2,157
9151	Rocky Mountain Bighorn	1,383	1,845	2,334	-	2,495	-
	Totals	10,656	15,976	13,146	15,720	14,480	18,020



Interim: 2011 Big Game Draw Report

Resident Bonus Points Held By Species – Post Draw



Hunt Description	1	2	3	4	5	6	7	8	9	10	11	12	13	14	15	16
Antlered Mule Deer (1331, 1341, 1371)	16,176	7,388	3,584	1,516	576	241	116	45	25	26	8	2	2	1		
Res Antlerless Mule Deer (1181)	356	21	3	2												
Res Junior Mule Deer (1107)	715	77	6													
Antlerless Mule Deer Depredation (1101)	296	14	5	4												
Res Antelope Horns Longer (2151, 2161)	7,127	4,126	2,733	1,471	811	417	197	91	41	31	13	5	5			
Res Antelope Horns Shorter (2181)	1,071	347	81	19	3			1								
Res Antelope Depredation (2101)	256	12	1													
Res Antlered Elk (4151, 4156, 4161)	5,860	3,170	2,363	1,803	1,465	1,250	924	673	553	412	264	156	106	79	61	40
Res Antlerless Elk (4111, 4176, 4181)	4,538	1,356	366	108	39	23	10	0	3							
Res Elk Depredation (4102)	584	289	228	169	82	52	47	17	9	1						
Res Nelson Bighorn (3151)	2,375	1,382	1,070	963	858	812	695	577	522	460	294	244	189	131	126	115
Res California Bighorn (8151)	1,666	1,010	776	718	691	607	544	469	477	432	277	224	177	170	141	138
Res Rocky Mountain Bighorn (9151)	1,392	885	781	707	606	580	516	467	437	353	210	221	176	115	141	193
Res Mountain Goat (7151)	1,344	860	713	588	530	512	464	443	411	326	179	140	129	99	74	69
Res Wild Turkey (0131)	1,189	530	325	159	54	26	16	1	2	1		1				
Res Wild Turkey (0135)	8															



Interim: 2011 Big Game Draw Report

Resident Bonus Points Held By Species – Post Draw



Hunt Description	17	18	19	20
Antlered Mule Deer (1331, 1341, 1371)				
Res Antlerless Mule Deer (1181)				
Res Junior Mule Deer (1107)				
Antlerless Mule Deer Depredation (1101)				
Res Antelope Horns Longer (2151, 2161)	1			
Res Antelope Horns Shorter (2181)				
Res Antelope Depredation (2101)				
Res Antlered Elk (4151, 4156, 4161)	27	34	39	
Res Antlerless Elk (4111, 4176, 4181)				26
Res Elk Depredation (4102)				
Res Nelson Bighorn (3151)	95	70	67	64
Res California Bighorn (8151)	129	120	156	156
Res Rocky Mountain Bighorn (9151)	291			
Res Mountain Goat (7151)	85	90	103	102
Res Wild Turkey (0131)				
Res Wild Turkey (0135)				



Interim: 2011 Big Game Draw Report

NR Bonus Points Held By Species – Post Draw



Hunt Description	1	2	3	4	5	6	7	8	9	10	11	12	13	14	15	16
Antlered Mule Deer (1331, 1341, 1371)	3,687	2,318	1,958	1,803	1,348	1,073	748	554	480	427	262	146	109	60	22	22
NR Antelope Horns Longer (2251, 2261)	1,656	1,040	963	850	688	490	385	313	256	192	73	47	32	21	13	8
NR Nelson Bighorn (3251)	1,672	1,104	921	1,030	817	696	592	598	558	553	240	220	192	139	110	108
NR California Bighorn (8251)	1,529	972	889	913	748	654	589	535	508	485	197	159	122	113	49	55
NR Antlered Elk (4251, 4256, 4261)	2,164	1,358	1,245	1,294	1,038	881	695	705	566	498	254	212	159	88	50	42
NR Mountain Goat (7251)	898	703	595	583	475	417	438	419	599	13	6	3	1	1	3	3
NR Wild Turkey (0132)	13	7	4	2		1	1									
NR Antlerless Elk (4211, 4276, 4281)	25	3														
NR Rocky Mountain Bighorn (9251)	1,256	1,106	1,000	1,227	1,941	13	9	13	10	5	2	1	3	6	4	



Interim: 2011 Big Game Draw Report NR Bonus Points Held By Species – Post Draw



Hunt Description	17	18	19	20
Antlered Mule Deer (1331, 1341, 1371)	11	2	3	1
NR Antelope Horns Longer (2251, 2261)	3	1		
NR Nelson Bighorn (3251)	93	74	74	84
NR California Bighorn (8251)	28	2	5	5
NR Antlered Elk (4251, 4256, 4261)	31	8	12	6
NR Mountain Goat (7251)	4	3	1	1
NR Wild Turkey (0132)				
NR Antlerless Elk (4211, 4276, 4281)				
NR Rocky Mountain Bighorn (9251)				



Interim: 2011 Big Game Draw Report Agenda



Our Agenda ...

- Big Game Draw 2011 - Interim Stats
- Web Applications
- PIW Applications
- Resident – Non-resident combined hunt
- Client Demographics
- Junior Hunt
- Bear Hunt
- Bonus Points
- **Multiple Species Applications**
- Return Tags
- Our Problems ... and Solutions ...
- Accomplishments



Interim: 2011 Big Game Draw Report
Multiple Species Applications



2011 Multiple Tags for A Hunter – Regardless of Hunt

Number Of Tags	Without PIW		With PIW	
	Clients	Tags	Clients	Tags
Five (5)	0	0	0	0
Four (4)	4	16	4	16
Three (3)	228	684	229	687
Two (2)	2,667	5,334	2,673	5,346
One (1)	16,289	16,289	16,310	16,310
Zero (0)	36,640	0	36,612	0
Total	55,828	22,323	55,828	22,359



Interim: 2011 Big Game Draw Report

Multiple Species Applications – Trophy Hunts



2011 Multiple Trophy* Tags for A Hunter

Multiple Tags	Without PIW		With PIW	
	Clients	Tags	Clients	Tags
Four (4)	0	0	0	0
Three (3)	0	0	0	0
Two (2)	150	300	152	304
One (1)	3,942	3,942	3,949	3,949
Zero (0)	32,500	0	32,491	0
Total	36,592	4,242	36,592	4,253

* This “Trophy” designation doesn’t include Deer, Horns Shorter than Ears Antelope and Cow Elk Hunts



Interim: 2011 Big Game Draw Report

Mountain Lion Tag Demand



Mountain lion tags were offered through the draw application process for the first time in 2008 ...

Draw	2008	2009	2010	2011
Big Game Draw	2,041	2,302	2,485	2,644
Remaining Tag Draw	46	58	31	10
Total	2,087	2,360	2,516	2,654



Interim: 2011 Big Game Draw Report Agenda



Our Agenda ...

- Big Game Draw 2011 - Interim Stats
- Web Applications
- PIW Applications
- Resident – Non-resident combined hunt
- Client Demographics
- Junior Hunt
- Bear Hunt
- Bonus Points
- Multiple Species Applications
- **Return Tags**
- Our Problems ... and Solutions ...
- Accomplishments



Interim: 2011 Big Game Draw Report 2010 Returned Tags – 497



Hunt Description	Credit Card Declines	Military	No Reason	Deceased	Medical	Total
1107 RESIDENT JUNIOR	3		1			4
1235 NONRES MULE DEER RESTRICTED GUIDED			3		2	5
1181 RESIDENT ANTLERLESS MULE DEER	1		2			3
1331 MULE DEER ANTLERED	10	1	154	4	19	188
1341 MULE DEER LONGBOW ANTLERED	2	2	43		5	52
1371 MULE DEER ANTLERED MUZZLELOADER	1	1	27		4	33
2151 RESIDENT ANTELOPE HORNS LONGER THAN EARS	2		45		3	50
2161 RES ANTELOPE HORN LONG THAN EARS LONGBOW	2		33		3	38
2171 RES ANTELOPE HORNS LONG THAN EARS MUZZLE			2			2
2181 RESIDENT ANTELOPE HORNS SHORTER THAN EARS	1		1		1	3
2251 NONRES ANTELOPE HORNS LONGER THAN EARS			13	1	3	17
2261 NONRES ANTELOPE HORN LONG THAN EARS LONGB			6		1	7
3151 RESIDENT NELSON BIGHORN SHEEP			2		2	4



Interim: 2011 Big Game Draw Report 2010 Returned Tags – 497 (Continued)



Hunt Description	Credit Card Declines	Military	No Reason	Deceased	Medical	Total
4102 RESIDENT ANTLERED ELK DEPREDATION			1			1
4111 RESIDENT ANTERLESS ELK LONGBOW	1		3		1	5
4151 RESIDENT ANTLERED ELK				1	8	9
4156 RESIDENT ANTLERED ELK MUZZLELOADER			7			7
4161 RESIDENT ANTLERED ELK LONGBOW			26			26
4176 RESIDENT ANTLERLESS ELK MUZZLELOADER		1	7	1		9
4181 RESIDENT ANTLERLESS ELK	2		13	2	12	29
4251 NONRESIDENT ANTLERED ELK			4			4
4256 NONRESIDENT ANTLERED ELK MUZZLELOADER			1			1
4261 NONRESIDENT ANTLERED ELK LONGBOW						
9151 RESIDENT ROCKY MOUNTAIN BIGHORN SHEEP						
Total:	25	5	394	9	64	497



Interim: 2011 Big Game Draw Report 2011 Returned Tags – 190 To Date



Hunt Description	Credit Card Declines	Military	No Reason	Deceased	Medical	Total
1107 RESIDENT JUNIOR	2		1			3
1235 NONRES MULE DEER RESTRICTED GUIDED			2			2
1181 RESIDENT ANTLERLESS MULE DEER						
1331 MULE DEER ANTLERED	7	1	20	1	7	36
1341 MULE DEER LONGBOW ANTLERED	7	2	28		2	39
1371 MULE DEER ANTLERED MUZZLELOADER			7	1	1	9
2151 RESIDENT ANTELOPE HORNS LONGER THAN EARS	3		22		9	34
2161 RES ANTELOPE HORN LONG THAN EARS LONGBOW			20		4	24
2181 RESIDENT ANTELOPE HORNS SHORTER THAN EARS						
2251 NONRES ANTELOPE HORNS LONGER THAN EARS			8		1	9
2261 NONRES ANTELOPE HORN LONG THAN EARS LONGB			6			6
3151 RESIDENT NELSON BIGHORN SHEEP			2			2



Interim: 2011 Big Game Draw Report 2011 Returned Tags – 190 To Date (Continued)



Hunt Description	Credit Card Declines	Military	No Reason	Deceased	Medical	Total
4102 RESIDENT ANTLERED ELK DEPREDATION						
4111 RESIDENT ANTERLESS ELK LONGBOW	1	2	1		2	6
4151 RESIDENT ANTLERED ELK	1	1		1		3
4156 RESIDENT ANTLERED ELK MUZZLELOADER						
4161 RESIDENT ANTLERED ELK LONGBOW		1	1	1		3
4176 RESIDENT ANTLERLESS ELK MUZZLELOADER	2				1	3
4181 RESIDENT ANTLERLESS ELK	3		1	1	3	8
4251 NONRESIDENT ANTLERED ELK					1	1
4256 NONRESIDENT ANTLERED ELK MUZZLELOADER						
4261 NONRESIDENT ANTLERED ELK LONGBOW						
6351 BLACK BEAR					2	2
9151 RESIDENT ROCKY MOUNTAIN BIGHORN SHEEP						
Total:	26	7	119	5	33	190



Interim: 2011 Big Game Draw Report Agenda



Our Agenda ...

- Big Game Draw 2011 - Interim Stats
- Web Applications
- PIW Applications
- Resident – Non-resident combined hunt
- Client Demographics
- Junior Hunt
- Bear Hunt
- Bonus Points
- Multiple Species Applications
- Return Tags
- **Our Problems ... and Solutions ...**
- Accomplishments



Interim: 2011 Big Game Draw Report
Our Problems ... and Solutions ...



This is the part I hate!

We had problems ...

But as always ...

We had solutions!



Interim: 2011 Big Game Draw Report **Our Problems ... and Solutions ...**



Problem Summary

- **Clients incorrectly submitted group turkey applications**
 - **Scope: 2 clients**
- **Big Game penalty letters generated a second mailing of penalty letters for Spring Turkey clients**
 - **Scope 119 Clients**
- **Paper applications not keyed for Guided draw**
 - **Scope: 5 Applications**
- **Clients not correctly charged for license**
 - **Scope: 35 clients**
- **Clients not charged predator fee for Silver State Elk applications**
 - **Scope: 8 clients**



Interim: 2011 Big Game Draw Report Our Problems ... and Solutions ...



Problem Summary

- **Clients rejected for revocations but no error letter or record was generated**
 - **Scope: 3 clients 15 applications**
- **Resident Lion tag printed with 5232 rather than 5132 on tag**
 - **Scope: 374 Tags**
- **Clients received errors (but applications WERE accepted) when applying due to slow interface between the web application and NWDS**
 - **Scope 583**
- **Antelope tag mailed to a client with a declined credit card**
 - **Scope: 1 tag**



Interim: 2011 Big Game Draw Report Our Problems ... and Solutions ...



Clients incorrectly submitted group applications during Spring Turkey application period.

Problem: Clients applying in Spring Turkey through the use of the Back button were allowed to submit a group application and were only charged for one application.

Scope: 2 clients.

Cause: Oversight in testing.

Short Term Resolution: Clients contacted and allowed to submit additional fees.

Long Term Resolution: Q/A scripts updated and programming corrected.



Interim: 2011 Big Game Draw Report Our Problems ... and Solutions ...



Spring Turkey tag holders received second penalty letter when letters were generated for Big Game tag holders.

Problem: Clients that received a penalty letters for their Spring Turkey harvest report received a second letter when the Big Game tags holders received their penalty letters.

Scope: 49 Clients

Cause: Clients contacted.

Long Term Resolution: Programming corrected.



Interim: 2011 Big Game Draw Report Our Problems ... and Solutions ...



Paper applications not keyed for Guided draw

Problem: Paper applications were not processed for the Guided Draw

Scope: 5 applications.

Cause: Poor procedure allowed applications to be placed in emptied envelope bin.

Short Term Resolution: Applications entered post draw and reevaluated.

Long Term Resolution: Paper application processing procedures changed.



Interim: 2011 Big Game Draw Report Our Problems ... and Solutions ...



Clients not correctly charged for license

Problem: Clients changing their license purchase option after the initial license selection were not correctly charged for licenses

Scope: 35 clients.

Cause: Programming oversight

Short Term Resolution: Programming corrected and clients contacted to collect fees.

Long Term Resolution: Q/A scripts updated and programming corrected.



Interim: 2011 Big Game Draw Report Our Problems ... and Solutions ...



Clients not charged predator fee for Silver State Elk applications

Problem: Clients applying for Silver State Elk were not charged a predator fee.

Scope: 8 clients (at the very beginning of the application period)

Cause: Predator information not moved from the test environment to production

Short Term Resolution: Clients contacted and fees collected.

Long Term Resolution: Q/A scripts updated and data corrected.



Interim: 2011 Big Game Draw Report Our Problems ... and Solutions ...



Clients rejected for revocations but no error letter or record was generated

Problem: Clients applied online before revocations were ratified in IWVCS. Once applications were imported in AHS applications were rejected for revocations but no error was recorded.

Scope: 3 clients 15 applications

Cause: Programming error

Short Term Resolution: N/A

Long Term Resolution: Programming corrected to generate error records



Interim: 2011 Big Game Draw Report Our Problems ... and Solutions ...



Resident Lion tag printed with 5232 rather than 5132 on tag

Problem: Resident clients submitting Silver State applications had their residency incorrectly recorded on their client record as non-resident and their Mountain Lion tags were recorded as hunt 5232 rather than 5132. (All other information on the tag was correct.)

Scope: 374 tags

Cause: Programming error

Short Term Resolution: The client residency error was identified during the application process. Client records were corrected. The Lion tag portion of the error was not identified until after the draw. NDOW was notified of the error on the tags

Long Term Resolution: Programming corrected.



Interim: 2011 Big Game Draw Report Our Problems ... and Solutions ...



Clients received errors when applying due to slow interface between the web application and NWDS

Problem: XML interface between the application web site and NWDS caused clients to experience errors when applying. Purchased licenses were not correctly recorded in NWDS.

Scope: 583 clients

Cause: Programming error

Short Term Resolution: Programming corrected, multiple license purchases credited and voided in NWDS.

Long Term Resolution: Programming corrected.



Interim: 2011 Big Game Draw Report Our Problems ... and Solutions ...



Antelope tag mail to a client with a declined credit card

Problem: Client was mailed antelope tag after credit card had declined

Scope: 1 Tag

Cause: Procedure error

Short Term Resolution: Tag retrieved.

Long Term Resolution: Procedures updated.



Interim: 2011 Big Game Draw Report Agenda



Our Agenda ...

- Big Game Draw 2011 - Interim Stats
- Web Applications
- PIW Applications
- Resident – Non-resident combined hunt
- Client Demographics
- Junior Hunt
- Bear Hunt
- Bonus Points
- Multiple Species Applications
- Our Problems ... and Solutions ...
- **Accomplishments**



Interim: 2011 Big Game Draw Report Accomplishments



Accomplishments ...

- Upgraded NV SQL server from 2003 (32 Bit) to 2008 (64 Bit) OS.
- Completed upgrade of network cabling to Cat 6.
- Added 18 additional operator stations.
- Introduced the ability for clients to withdraw applications.



Interim: 2011 Big Game Draw Report



Thank You!